



IECEx certificate:

EN

IECEx LCIE 13.0026X


for

GSI 127



Meggitt SA
Route de Moncor 4
PO Box 1616
CH - 1701 Fribourg
Switzerland

THIS PAGE INTENTIONALLY LEFT BLANK



**IECEX Certificate
of Conformity**

Certificate No.: IECEX LCIE 13.0026X Issue No.: 1
 Date of Issue: 2016-11-30 Page 2 of 4
 Manufacturer: MEGGITT SA
 Route de Moncor 4
 1752 VILLARS SUR GLANE
 Switzerland
 Additional Manufacturing location(s):

This certificate is issued as verification that a sample(s), representative of production, was assessed and tested and found to comply with the IEC Standard list below and that the manufacturer's quality system, relating to the Ex products covered by this certificate, was assessed and found to comply with the IECEX Quality system requirements. This certificate is granted subject to the conditions as set out in IECEX Scheme Rules, IECEX 02 and Operational Documents as amended.


STANDARDS:
 The electrical apparatus and any acceptable variations to it specified in the schedule of this certificate and the identified documents, was found to comply with the following standards:

IEC 60079-0 : 2011 Edition:6.0	Explosive atmospheres - Part 0: General requirements
IEC 60079-11 : 2011 Edition:6.0	Explosive atmospheres - Part 11: Equipment protection by intrinsic safety "I"
IEC 60079-15 : 2010 Edition:4	Explosive atmospheres - Part 15: Equipment protection by type of protection "n"

This Certificate does not indicate compliance with electrical safety and performance requirements other than those expressly included in the Standards listed above.

TEST & ASSESSMENT REPORTS:
 A sample(s) of the equipment listed has successfully met the examination and test requirements as recorded in

Test Report: FR/LCIE/EXTR16.0048/00
 FR/LCIE/EXTR13.0024/00
 Quality Assessment Report: FR/LC/QAR05.0006/09




**IECEX Certificate
of Conformity**

**INTERNATIONAL ELECTROTECHNICAL COMMISSION
 IEC Certification Scheme for Explosive Atmospheres**
for rules and details of the IECEX Scheme visit www.ieceex.com


Certificate No.: IECEX LCIE 13.0026X Issue No.: 1
 Status: Current Page 1 of 4
 Date of Issue: 2016-11-30
 Applicant: MEGGITT SA
 Route de Moncor 4
 1752 VILLARS SUR GLANE
 Switzerland
 Equipment: GSI 127 Interface - Type: 244-127-000-XXX-A2-BTY
 Optional accessory:
 Type of Protection: Ex nA [ia]
 Marking: Ex nA [ia Ga] IIC T4 Gc
 (refer to attachment for full marking)


Approved for issue on behalf of the IECEX Certification Body: Julien Gauthier
 Position: Certification Officer

Signature: 
 (or printed version)
 Date: 2016-11-30

1. This certificate and schedule may only be reproduced in full.
 2. This certificate is not transferable and remains the property of the issuing body.
 3. The Status and authenticity of this certificate may be verified by visiting the Official IECEX Website.

Certificate issued by:
Laboratoire Central des Industries Electriques (LCIE)
 33 Avenue du General Leclerc
 FR-92280 Fontenay-aux-Roses
 France





IECEX Certificate of Conformity

Certificate No: IECEX LCIE 13.0026X

Date of Issue: 2016-11-30

DETAILS OF CERTIFICATE CHANGES (for issues 1 and above):


Issue No. 0:
Conformity assessment according to IEC 60079-0:2011 Ed. 6, IEC 60079-11:2011 Ed. 6 and IEC 60079-15:2010 Ed. 4 standards.

Issue No. 1:
- New operating ambient temperature range: -40°C to +70°C.
- Update of type designation to differentiate two specifications.

Annex:
IECEX LCIE 13.0026X Issue 01 - Annex 01 - GSI127.pdf

Issue No: 1

Page 4 of 4



IECEX Certificate of Conformity

Certificate No: IECEX LCIE 13.0026X

Date of Issue: 2016-11-30

Schedule

EQUIPMENT:
Equipment and systems covered by this certificate are as follows:

The GSI 127 interface provides galvanic isolation between power supply circuit or signal treatment circuit (Ex mA) and a sensor or a conditioner (Ex ia).

The equipment consists of electronic board and screwed terminals blocks mounted inside a plastic enclosure. Conformal coating is applied on both sides of the electronic board.

CONDITIONS OF CERTIFICATION: YES as shown below:

- a) The equipment shall only be connected to associated intrinsically safe certified equipment or simple apparatus. This combination must be compatible as regard the intrinsic safety rules.
- b) The apparatus shall be installed in an enclosure conform to the requirements of standard IEC 60079-0 and with ingress protection of at least IP54.
- c) Operating ambient temperature: -40°C to +70°C.

Issue No: 1

Page 3 of 4



ADDITIONAL EQUIPMENT DESCRIPTION

Type designation:

244-127-000-XXX-A2-BYY

XXX defines the version of the product (X = 0 to 9).

YY defines the transfer mode (YY = 01 to 19 for actual specification; YY = 20 to 39 for alternate specification).

In order to differentiate the two specifications, the type of product is modified as follows:

- Actual specification: 244-127-000-XXX-A2-B01 to B19
 - Alternate specification: 244-127-000-XXX-A2-B20 to B39
- The difference between these specifications is only on electronic component values without modification of critical components part list and printed circuit board.

User manual (extract), ref. PZ 8763 rev. 00 dated 2016-09-06.

MARKING

MEGGITT SA or VIBRO-METER or MFR S3960

Address: ...

Type: 244-127-000-XXX-A2-BYY

Serial number: ...

Year of construction: ...

Ex nA [Ia Ga] IIC T4 Gc

IECEX LCIE 13.0026X

Power supply : U ≤ 30 V, I ≤ 150 mA

Sensor or conditioner :

For 244-127-000-XXX-A2-B01 to B19: U_b: 25.2 V; I_b: 60 mA; P_b: 0.7 W; C_b: 95 nF; L_b: 5 mH

For 244-127-000-XXX-A2-B20 to B39: U_b: 25.2 V; I_b: 45 mA; P_b: 0.5 W; C_b: 95 nF; L_b: 10 mH

RATINGS

Power supply: U ≤ 30 V, I ≤ 150 mA

Sensor or conditioner:

- For 244-127-000-XXX-A2-B01 to B19: U_b: 25.2 V; I_b: 60 mA; P_b: 0.7 W; C_b: 95 nF; L_b: 5 mH

- For 244-127-000-XXX-A2-B20 to B39: U_b: 25.2 V; I_b: 45 mA; P_b: 0.5 W; C_b: 95 nF; L_b: 10 mH

ROUTINE TEST

Each transformer T1 shall be submitted to dielectric strength test under test voltage of 1500 V, 50/60 Hz applied between the primary winding and the secondary windings during at least 60 s in accordance with clause 11.2 of IEC 60079-11:2011 Ed. 6 standard.

THIS PAGE INTENTIONALLY LEFT BLANK