


EX CERTIFICATE – IECEx

---

vibro-meter®

---



IECEx LCIE 20.0026X  
for  
CE620 piezoelectric accelerometer



Note: Although the Ex certificate may be included in more than one language, the liability of the notified body applies only on the text of the original copy of the certificate that it published.

Document reference IECEx LCIE 20.0026X  
Edition 1 – December 2020

THIS PAGE INTENTIONALLY LEFT BLANK

## IECEX Certificate of Conformity

**INTERNATIONAL ELECTROTECHNICAL COMMISSION**  
**IEC Certification System for Explosive Atmospheres**  
for rules and details of the IECEx Scheme visit [www.iecex.com](http://www.iecex.com)

Page 1 of 3  
Issue No: 0

---

Certificate No.: **IECEX LCIE 20.0026X**

Status: **Current**

Date of issue: 2020-12-01

Applicant: **MEGGITT SA**  
Route de Moncor 4  
1752 VILLARS-SUR-GLANE  
Switzerland

Equipment: **Vibration transmitter or accelerometer, type: CE620 and CE630**

Optional accessory:

Type of Protection: **Ex ia**

Marking: **Type CE620:  
Ex ia I Ma  
Ex ia IIC T4 Ga  
Ex ia IIC T135°C Da**

**Type CE630:  
Ex ia IIC T4 Ga  
Ex ia IIC T135°C Da**

See attachment for full marking.

Certificate history:

Page 1 of 3  
Issue No: 0

2020-12-01

---

Manufacturer: **MEGGITT SA**  
Route de Moncor 4  
1752 VILLARS-SUR-GLANE  
Switzerland

Additional manufacturing locations:

This certificate is issued as verification that a sample(s), representative of production, was assessed and tested and found to comply with the IEC Standard list below and that the manufacturer's quality system, relating to the Ex products covered by this certificate, was assessed and found to comply with the IECEx Quality system requirements. This certificate is granted subject to the conditions as set out in IECEx Scheme Rules, IECEx 02 and Operational Documents as amended

**STANDARDS :**  
The equipment and any acceptable variations to it specified in the schedule of this certificate and the identified documents, was found to comply with the following standards

IEC 60079-0:2011 Explosive atmospheres - Part 0: General requirements Edition:6.0

IEC 60079-11:2011 Explosive atmospheres - Part 11: Equipment protection by intrinsic safety "I" Edition:6.0

This Certificate **does not** indicate compliance with safety and performance requirements other than those expressly included in the Standards listed above.


**TEST & ASSESSMENT REPORTS:**  
A sample(s) of the equipment listed has successfully met the examination and test requirements as recorded in:

Test Report:  
**FRLCIE/EXTR20.0093/00**

Quality Assessment Report:  
**FRLC/QAR06.0006/14**

Approved for issue on behalf of the IECEx Certification Body:

**Julien Gauthier**  
Certification Officer



**LABORATOIRE CENTRAL DES INDUSTRIES ELECTRIQUES**  
1752 Villars-sur-Glane  
 RCS Numéro B 400 340 174  
 33 Avenue du Général Leclerc  
 F - 92266 FONTENAY-AUX-ROSES (92026) 2-01

Signature: \_\_\_\_\_ (for printed version)



Date:

2020-12-01

---

Certificate issued by:

**Laboratoire Central des Industries Electriques (LCIE)**  
 33 Avenue du Général Leclerc  
 FR-92260 Fontenay-aux-Roses  
 France

2020-12-01

1. This certificate and schedule may only be reproduced in full.  
 2. The status and authenticity of this certificate may be verified by visiting [www.iecex.com](http://www.iecex.com) or use of this QR Code.  
 3. The Status and authenticity of this certificate may be verified by visiting [www.iecex.com](http://www.iecex.com) or use of this QR Code.




**Annex 01 to Certificate**  
**IECEX LCIE 20.0026X issue 0**



**MARKING**

For Type CE620:  
MEGGITT SA or Vibro-Meter or MFR S3960  
Address: ...  
Model: 444-630-000-XXX-Ax-Bxxxx-Cxx-Lxx  
Serial number: ...  
Year of construction: ...  
Ex ia I Ma  
Ex ia IIC T4 Ga  
Ex ia IIIC T135°C Da  
IECEX LCIE20.0026 X  
-54°C ≤ Tamb ≤ +121°C  
Ui : ... V, fi : ... mA, Pi : ... W, Ci : ... nF, Li : ... µH  
(completed according to intrinsic safe electrical parameters)



For Type CE630:  
MEGGITT SA or Vibro-Meter or MFR S3960  
Address: ...  
Model: 444-630-000-XXX-Ax-Bxxxx-Cxx-Hxxx-Lxx  
Serial number: ...  
Year of construction: ...  
Ex ia I Ma  
Ex ia IIC T4 Ga  
Ex ia IIIC T135°C Da  
IECEX LCIE20.0026 X  
-54°C ≤ Tamb ≤ +121°C  
Ui : ... V, fi : ... mA, Pi : ... W, Ci : ... nF, Li : ... µH  
(completed according to intrinsic safe electrical parameters)

**RATINGS**

Intrinsic safety parameters depending on the type: Ui: 28V; Ii: 93mA; Pi: 0.65W

Cable lengths	---	Until 99 m
Connector version	Ci: 41nF ; Li: 0.	---
Cable version	---	Ci: 56nF ; Li: 51 µH

Page 1 of 2  
This Annex is valid only in combination with certificate mentioned above and may only be reproduced in its entirety and without any change.  
CERT-A-TEX-FORM 14 Rev. 03

**IECEX Certificate**  
**of Conformity**

Certificate No.: **IECEX LCIE 20.0026X**  
Date of issue: **2020-12-01**

Page 3 of 3  
Issue No: 0

**EQUIPMENT:**  
Equipment and systems covered by this Certificate are as follows:

**Functional description:**  
The equipment, type CE620 and CE630, are accelerometers which are designed to measure acceleration or vibration by converting the signal generated by the shear of a piezo-electric crystal from a given seismic mass and outputting an electric signal.  
**Mechanical description:**  
The accelerometer comprises a piezo electric crystal connected to a signal conditioning board, all contained within a stainless steel enclosure of various shapes measuring approximately 25cm<sup>3</sup>.  
Enclosure is a fully welded construction.  
Electrical connections are made to the apparatus either via an IP64 at minimum rated connector or via an integral cable (simple, overbraided or with conduit).  
Range details is given in the attachment.

**SPECIFIC CONDITIONS OF USE: YES as shown below:**

- Ambient temperature range: -54°C to +121°C.
- The intrinsically safe apparatus shall only be connected to associated intrinsically safe apparatus certified for the intended use. This association shall comply with the requirements of the IEC 60079-25 standard.
- Type CE630 equipment shall be submitted to low mechanical impact only.
- The apparatus must be connected according to instruction manual.
- For connector version, cable used shall have an operating temperature greater than 121°C.

**Annex:**  
[Annex 01 to certificate IECEX LCIE 20.0026X issue 0.pdf](#)



## Annex 01 to Certificate IECEX LCIE 20.0026X issue 0



### RANGE DETAILS

Type	CE620	CE630
<b>Model</b>	444-620-000-XXX-Ax-Bxxxx- Cx-Lxx =Bxxxx	444-630-000-XXX-Ax-Bxxxx- Cx-Hxxx-Lxx =Bxxxx
<b>Measurement sensitivity</b>		
10mV/g	=B10	=B10
50mV/g	=B50	=B50
100mV/g	=B100	=B100
250mV/g	=B250	=B250
500mV/g	=B500	=B500
1000mV/g	=B1000	=B1000
<b>Connector</b>	=Cxx	=Cxx
MIL-C-5015 glass seal	=C01	=C01
M12 glass seal	=C02	=C02
<b>Integral Cable</b>	=Lxx	=Lxx
120°C Radox Halogen free cable	=211	=211
200°C Teflon FEP cable with stainless steel overbraid protection	=C53	=C53
120°C Radox Halogen free cable with stainless steel overbraid protection	=211	=211
200°C Teflon FEP cable with stainless steel overbraid protection	=C72	=C72
120°C Radox Halogen free cable with stainless steel overbraid protection	=211	=211
200°C Teflon FEP cable with stainless steel protection conduit	=C73	=C73
120°C Radox Halogen free cable with stainless steel protection conduit	=211	=211
200°C Teflon FEP cable with stainless steel protection conduit	=C82	=C82
120°C Radox Halogen free cable with stainless steel protection conduit	=211	=211
200°C Teflon FEP cable with stainless steel protection conduit	=C83	=C83
<b>Length in m</b>	=Lxx	=Lxx
<b>Housing thread</b>	N/A	=Hxx
3/4"-28 UNF 2B	=omitted	=H16
M8x1.25		=H08
<b>Agency approval</b>	=Ax	=Ax
Standard	A1	=A1
ATEX / IECEx certified	A2	=A2

THIS PAGE INTENTIONALLY LEFT BLANK